



nextech3D.ai
your 3D company



Investor Deck
Q1 2024

(CSE: [NTAR](#)) (OTC: [NEXCF](#)) (FSE: [ISS](#))

This communication may contain statements, other than statements of current or historical fact, that constitute “forward-looking statements”. In some cases, you can identify forward-looking statements by terminology such as “anticipate,” “believe,” “expect,” “intend,” “estimate,” “project,” “forecast,” “plan,” “predict,” “seek,” “goal,” “will,” “may,” “likely,” “should,” “could,” and similar expressions or expressions of the negative of these terms. This presentation contains forward-looking statements that are based on our management’s current estimates, beliefs and assumptions which are based on management’s perception of historic trends, current conditions and expected future developments, as well as other factors management believes are appropriate in the circumstances. Although we believe that the plans, intentions, expectations, assumptions and strategies reflected in these forward-looking statements are reasonable, these statements relate to future events or our future financial performance, and involve known and unknown risks, uncertainties and other factors that may cause our actual results to be materially different from any future results expressed or implied by these forward-looking statements. Although the forward-looking statements contained in this presentation are based upon what we believe are reasonable assumptions, investors are cautioned against placing undue reliance on these statements since actual results may vary from the forward-looking statements. Forward-looking statements involve known and unknown risks, uncertainties and other factors, which are, in some cases, beyond our control and which could materially affect our results. These risks are described in further detail our Management’s Discussion and Analysis for the year ended December 31, 2022 and are discussed more fully in Nextech’s filings with the Ontario Securities Commission (OSC).

Total Bookings and Backlog are not defined by and does not have a standardized meaning under International Financial Reporting Standards (“IFRS”) as issued by the International Accounting Standards Board. This non-IFRS financial performance measure is defined below. Non-IFRS financial measures are used by management to assess the financial and operational performance of the Company. The Company believes that this non-IFRS financial measure, in addition to conventional measures prepared in accordance with IFRS, enables investors to evaluate the Company’s operating results, underlying performance and prospects in a similar manner to the Company’s management. As there are no standardized methods of calculating these non-IFRS measures, the Company’s approaches may differ from those used by others, and accordingly, the use of these measures may not be directly comparable. Accordingly, this non-IFRS measure is intended to provide additional information and should not be considered in isolation or as a substitute for measures of performance prepared in accordance with IFRS.

Total Bookings: the total dollar value of technology services and license services included in contracts with our customers. ‘Value’ is the total revenue (recognizable or not) associated with each transaction, as opposed to the amount invoiced or recognized as revenue in the period. This information provides the user with information on the performance of our sales efforts in the period, as there is a timing difference between when we close a deal and when it is ultimately ‘earned’ as defined in IFRS for revenue due to the term of our contracts and delivery timelines.

Backlog: the estimated unearned portion of technology services and license services in customer contracts that are in process and have not been completed as at the specified date. This includes billed and unbilled amounts within each contract. Since our revenue is recognized as earned, this will translate to total bookings to date less earned revenue recognized on the financial statements. This information provides the user with an estimate of the work expected to be completed and earned in the future at a given point and is used by management to allocate resources to our revenue delivery team.

Total Bookings and Backlog should not be considered a substitute for or in isolation from measures prepared in accordance with IFRS. These non-IFRS measures should be read in conjunction with our annual audited consolidated financial statements for the year ended December 31, 2022. Readers should not place undue reliance on non-IFRS measures and should instead view them in conjunction with the most comparable IFRS financial measures. See the reconciliations to these IFRS measures in the “Reconciliation of Non-IFRS Measures” section of the recent MD&A dated May 19, 2022, found on Sedar.com.

LARGEST SHAREHOLDER:



CEO & FOUNDER: EVAN GAPPELBERG

Personally invested \$1,000,000+
largest shareholder, aligned with investors

OUR STRATEGY


Getting in front of a Multi-Decade Trillion \$ Mega-Trends



Internet
1995



Smartphone
2007



TODAY – AI
2024

PROVEN, POSITIVE TRACK RECORD:

Creating shareholder value for over 20 years

- **TTWO** – Took Take Two interactive public, now has \$20B valuation (Video gaming mega-trend)
- **Cannabis Company** – \$0.05 to \$2 in 18 months (mega-trend)
- **Nextech** – IPO \$0.25 to \$10 in 20 months, \$700M evaluation (3D, AI, AR, ML mega-trends)
- **ARway.ai** – \$0.25 to \$2 in 6 weeks, creating \$50M shareholder value (spatial-computing/AI mega-trend)
- **Toggle3D.ai** – \$0.25 to \$4.5 creating \$100M shareholder value

DRIVING SHAREHOLDER VALUE BY

Commercializing Disruptive AI, 3D, AR, ML

- **ARitize 3D: Invested \$10mill in AI acquired in 2021**, paying dividends today
- **ARway.ai:** Spatial computing: Acquired in 2021, Nextech3D.ai owns 13 million shares of this public company
- **Toggle3D.ai:** Built in-house, Nextech3D.ai owns 13 million shares of this public company
- **Map D:** Acquired in 2020, 2 years integrating + enhancing, set to scale in 2023

Stock Information & Capital Structure

(CSE: **NTAR**, OTCQX: **NEXCF**, FSE: **ISS**)



Share Price	\$0.18
52 Week (High-Low)	\$0.10 - \$1.21
Market Capitalization	\$23.5 million
Inside Ownership	~15%
Cash	\$3 million
Gross Proceeds – Private Placement	\$1.1 million



Capital Structure

	Shares/Options/ Warrants
Common Shares	130,507,491
Share Options	15,598,952
Warrants	32,689,049

Spin-Out Holdings

Company	Share Price	Shares	Market Value
Toggle3D.ai	0.12	13,000,000	Approx \$1.5 M
ARway.ai	0.22	13,000,000	Approx \$2.8 M
		26,000,000	\$4.3 MILLION

9 MONTHS ENDING SEPT 30, 2023

- Year to date revenue **up 97%** compared to same period last year
- Q3 revenue **up 30%** compared to same period last year
- Gross profit year to date **up 18%** compared to same period last year
- Delivery of **60,000+** 3D models to date

Q3 2023

Zacks | **SCR**

"Q3 Suffers a Hiccup as Production is Moved to India But the Company is Back on Track"

PT: \$0.35

[Download Report](#)

Q2 2023 HIGHLIGHTS

- Three month quarterly revenue **up +155%** compared to the same period last year
- Sequential quarterly revenue grew +8%

Q2 2023

 **SingularResearch**
RESEARCH FOR PROGRESSIVE MONEY MANAGERS

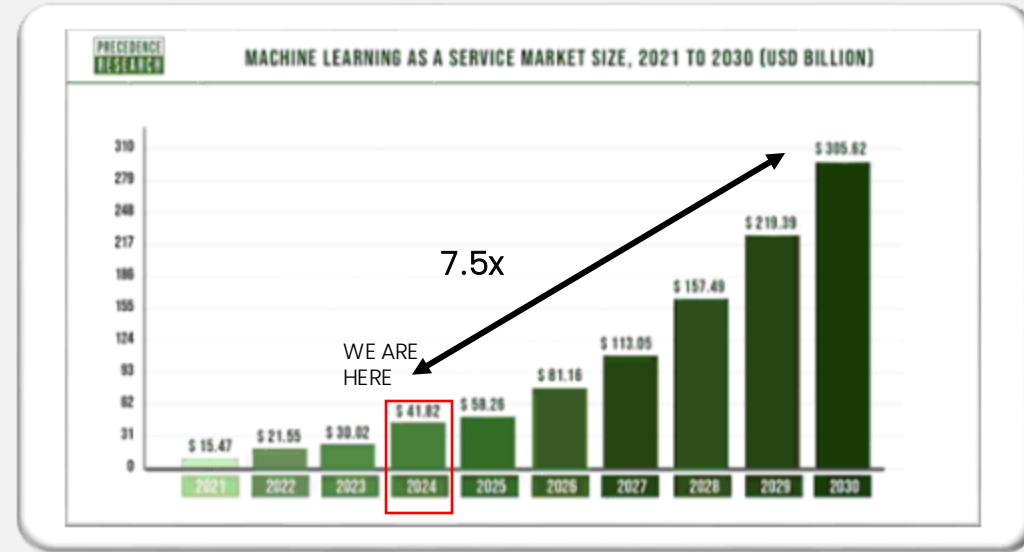
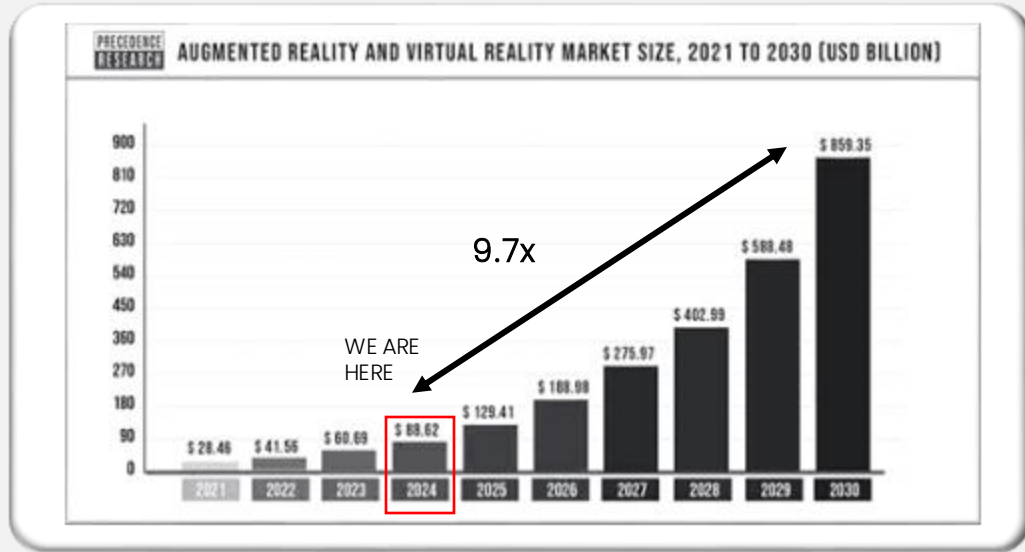
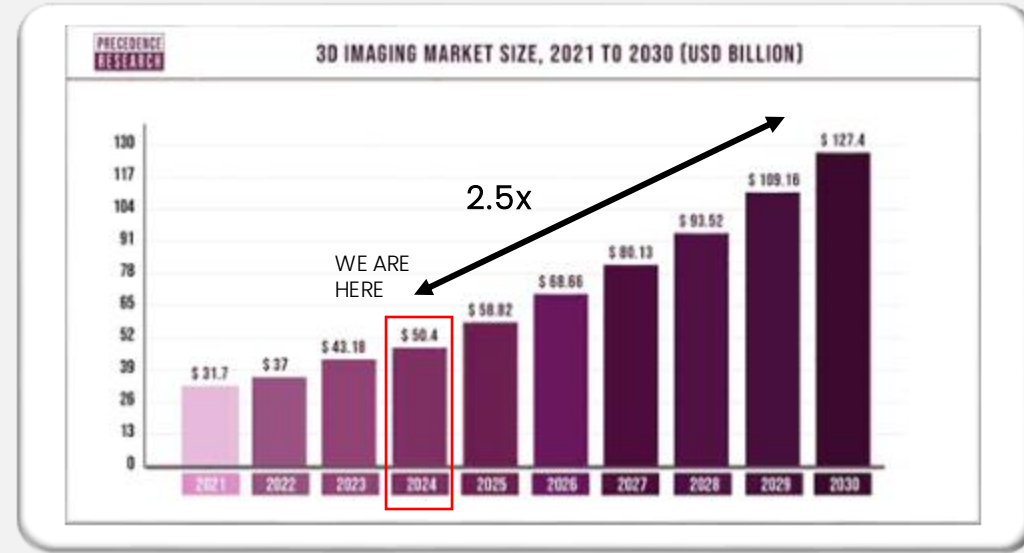
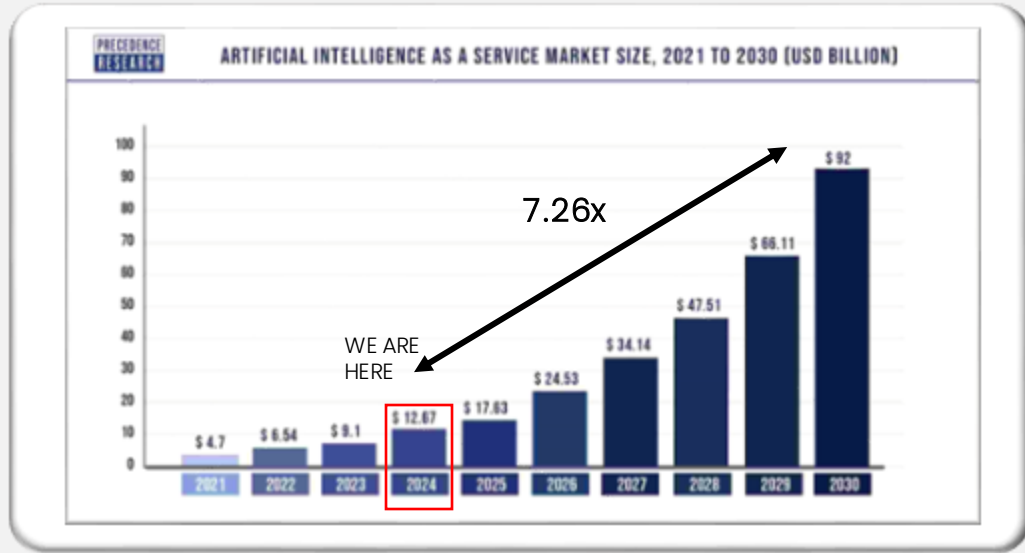
"NEXCF Q2:23 Delivers Sequential Growth; Maintain Buy-Venture"

PT: \$0.90

[Download Report](#)

4-Ground-breaking Proprietary Technologies in **Hypergrowth Markets**

AI, 3D, AR and ML



Diversified Technology Company - 4 Engines of Growth!



Each Business Delivers a Disruptive End-to-End Solution Backed by AI, 3D, AR, and ML

Business Vertical	TAM	Technology	Competitive Advantages	2024 Catalysts
100% owned				
ARitize3D	3D Modeling TAM \$100 B	AI-powered 3D model creation at scale for e-commerce	Highly scalable, lowest cost & highest quality 3D models	Amazon expansion, enterprise clients, Multi-Year - million \$ contracts
100% owned				
map D	Event Technology TAM \$50 B	Event management software interactive mapping & event app with AR indoor wayfinding	Easy to use, self-serve event management software with integration for AR wayfinding	900+ customers; expected to grow rapidly through enterprise contracts + ad network boost program
45% majority shareholder Toggle3D.ai Spin-Out: 6/14/23 (CSE: TGGL) (OTC: TGGLF)				
Toggle3D.ai	3D Design Studio TAM \$160 B	AI-powered self-serve 3D design studio	No learning curve, web-based, collaborative platform	User sign ups, scaling the business
49% majority shareholder ARway.ai Spin-Out: 10/26/22 (CSE: ARWY) (OTC: ARWYF)				
ARway.ai	AR Wayfinding TAM \$44 B	Spatial computing platform for AR indoor wayfinding	No code, no hardware, no beacons, easy to use	Thousands of Active Users, Enterprise contracts driving revenue

Spun-out Companies

Nextech3D.ai majority shareholder

BIG TECH is Leaning In!

Amazon's 2D to 3D Shift



"Static 2D product images on the internet will become a thing of the past, replaced by 3D models that you can pick up, rotate, and place in your living room as seamlessly as you can see them in a web browser today."

Peter Vogels, CTO Amazon




The Ultimate Computer



"I feel that augmented reality is perhaps the ultimate computer."

Satya Nadella, CEO Microsoft



AR Technology Mainstream



"Our goal is to make AR technology more affordable and accessible, including bringing some of these technical advancements into our suite of communication products."

Sundar Pichai, CEO Alphabet inc



1 Billion+ Apple Devices Use AR



"AR is the next big thing. Whether it's health, education, gaming or retail, I'm already seeing AR take off in some of these areas with use of the phone. And I think the promise is even greater in the future."

Tim Cook, CEO Apple




Creating 3D Models with AI at Mass Scale for E-Com Websites

Becoming Dominant Player in \$100 Billion Market

- **Competitive Advantages:** Nextech's AI disrupts the market on scalability, price, and quality.
 - **Product Market Fit:** 3D models are a proven solution to massively increase sales for e-commerce websites.
 - **HUGE ROI driving adoption:** 94% higher CTR, 40% decrease in returns, 250% higher conversion to sale
 - **Reduces Cost of E-com global returns by 40%** (Returns \$1.47 trillion annually) (Amazon \$300 Billion)
- What's Next:** additional enterprise clients, increasing existing , contracts, continuous AI development to optimize scalability

 [Watch Video](#)



8x

increase in customers who viewed a product in AR at Amazon, from 2018

2x

improvement in purchase conversion observed on average when AR Virtual Try-On/View in 3D is enabled on Amazon Product Listing

94%

of customers surveyed by Amazon said they would use Virtual Try-On again (over 2000 customers)

9%

improvement in sales observed on average when View in Your Room is enabled on an Amazon product listing



Try it Yourself – Scan QR Code

amazon



[View on Website](#)

amazon



[View on Website](#)

VORNADO amazon



[View on Website](#)

Try it Yourself – Scan QR Code

amazon



[View on Website](#)

amazon



[View on Website](#)

SONY amazon



[View on Website](#)

Try it Yourself – Scan QR Code

Crate&Barrel



[View on Website](#)

habitt.com



[View on Website](#)

CB2



[View on Website](#)

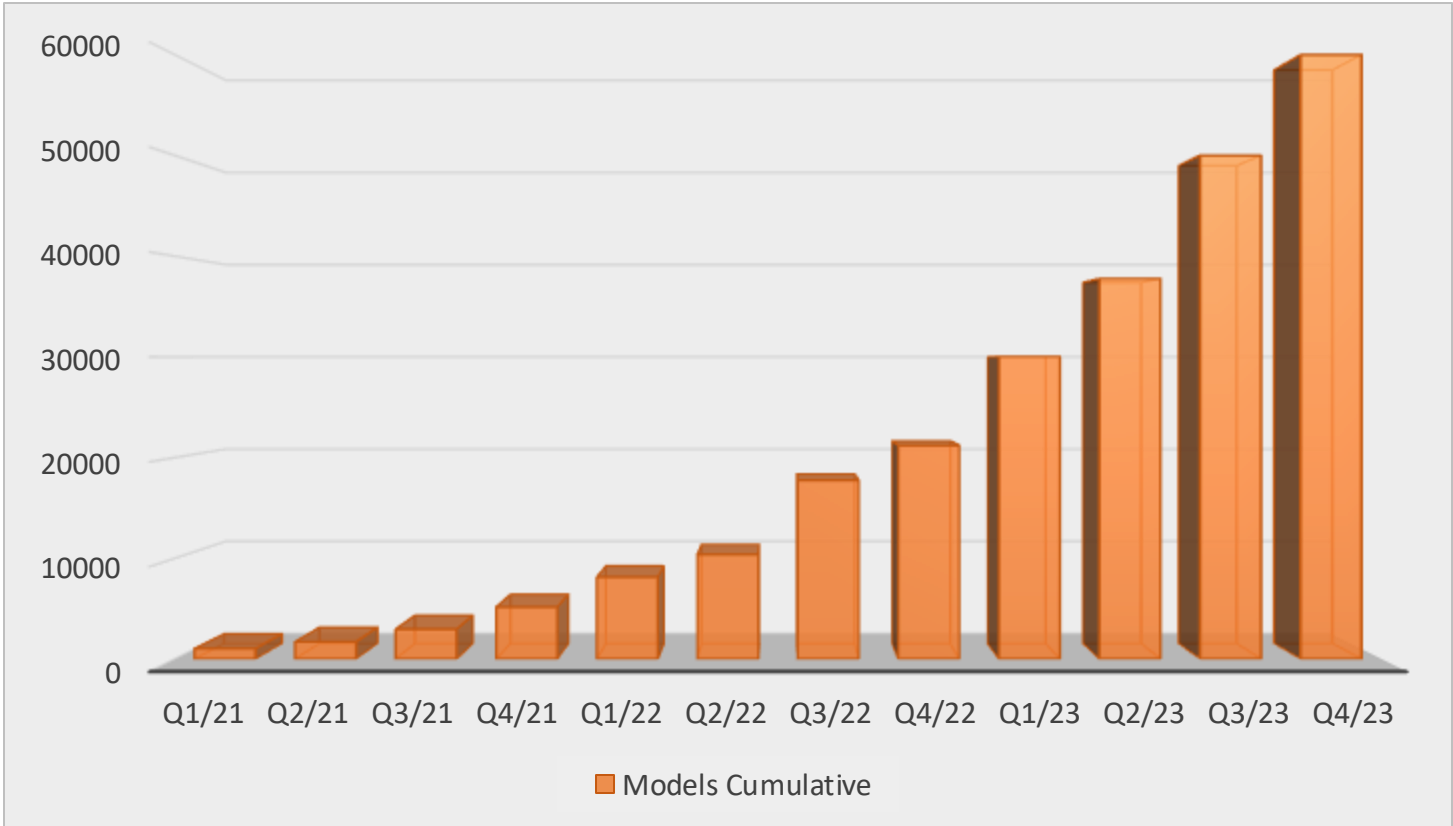


**9.7 MILLION
Amazon Sellers**

**OVER 300
MILLION
Products**



**ENORMOUS
GROWTH
OPPORTUNITY
STILL UNTAPPED**



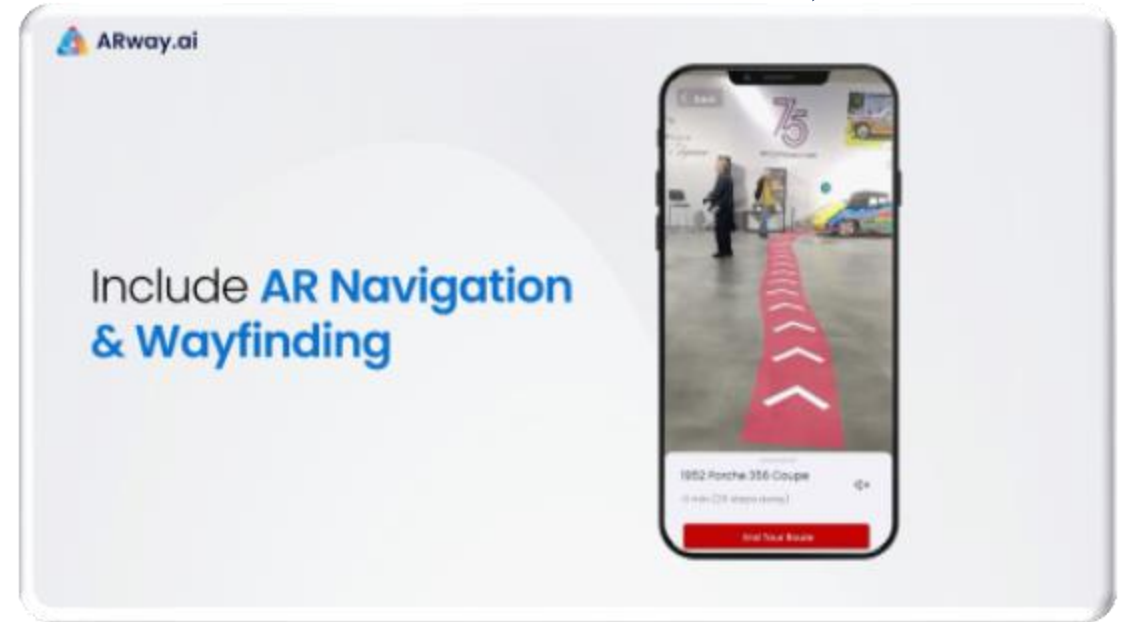
**Nextech3D.ai
has created
60,000+
3D models
and counting!**

Integrates Nextech's suite of ground-breaking proprietary technologies: Map D, ARway & ARitize3D

[▶ Watch Video](#)

Transforming the \$50 Billion Global Event Industry

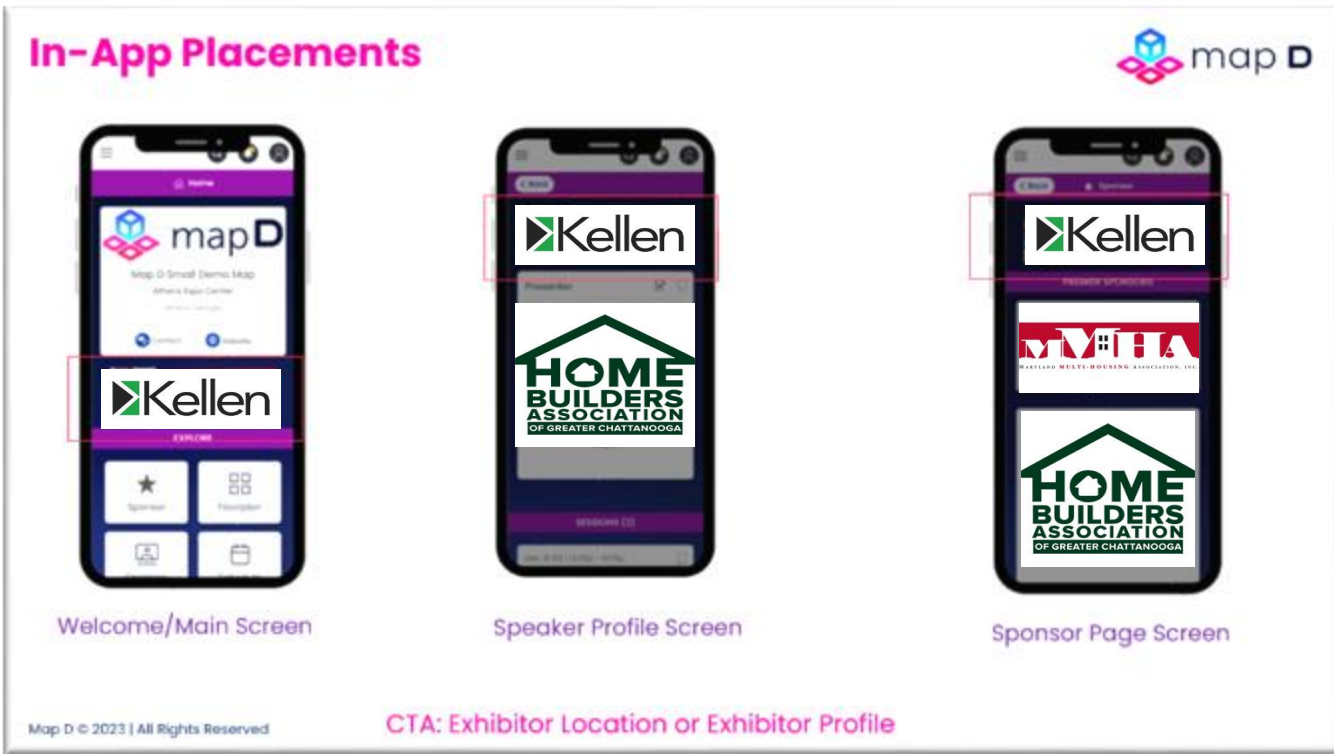
- **Disruption:** Transforming event industry by leveraging AR & XR experiences
- **Integration:** Integrates with Arway + Nextech's groundbreaking proprietary technologies
- **End-to-End Event Management Platform:** Interactive tradeshow floorplans, exhibitor management, registration & ticketing, sponsorship & booth sales, AR activations to drive event revenue, AR Indoor wayfinding, partner marketplace, integrated mobile event app
- **What's Next:** Driving Revenue with In-App Ad Network




Map D has Association Partners and Clients Across the United States



Event App Ad Network offers banners for **direct purchase by exhibitors**
Cost per exhibitor ranges from **\$250-\$1000/day**



Benefits of Exhibitor Banners in Event App



Increased Traffic:
Drive more visitors to booths



Targeted Exposure:
Reaching Ideal Customers Seamlessly



Enhanced Visibility:
Making Brands Unmissable

Nextech3D.ai owns 13 million shares or 45% of Toggle3D.ai

Proprietary technology turning CAD into 3D visualizations with no 3D design experience required

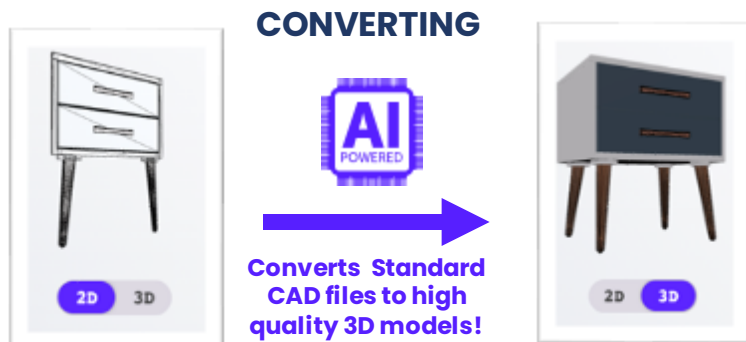
Disruptive New Platform for an \$160 Billion Market

- **Competitive advantages** vs legacy software (Adobe): No learning curve, web-based, fully collaborative
- **Spin-Out Complete:** Q2/2023 spin-out (CSE: TGGL) (OTC:TGGLF)
- **Product Market Fit:** Working with early adopters in manufacturing, production & design, industrial software & more
- **Disruption:** Breakthrough AI & ML powered platform for manufacturing & design industries. Easy to use, web-based SAAS 3D design studio with instant CAD to 3D conversion
- **What's next:** User sign ups, scaling business



[▶ Watch Video](#)


3 CORE FUNCTIONALITIES



CUSTOMIZING



Large Enterprise Pilots



Growth Highlights

- **18,500+ users** - massive growth in short time
- **20,000+ projects** created
- **Breakthrough Generative AI** developments

User Testimonials

"My favorite parts is the image search and the seamless tiling options"

Beta User (3D Artist)

"...its easy to quickly assign materials"

Beta User-(3D Generalist)

"Overall Toggle3D is very user friendly and very easy to understand all the features"

Beta User (Product Designer)

Toggle3D is **disrupting the legacy design software players** and is making it accessible for new users to enter the industry that are missed by today's competition

Current Software:

- Specialized skillset required in 3D modeling
- Expensive licenses
- Steep learning curve
- Desktop app downloads
- Difficult to collaborate
- A disconnected design system



VS

Toggle3D.ai

- ✓ No special experience required
- ✓ Affordable
- ✓ AI-powered creation
- ✓ On the web
- ✓ Easy web collaboration for teams and clients
- ✓ One platform that does it all

'We are disrupting 3D design like Canva disrupted 2D design'





ARway.ai Disrupting the AR Wayfinding Market (CSE: ARWY) (OTC: ARWYF) (FSE: E65)

Nextech3D.ai owns 13 million shares or 49% of ARway.ai

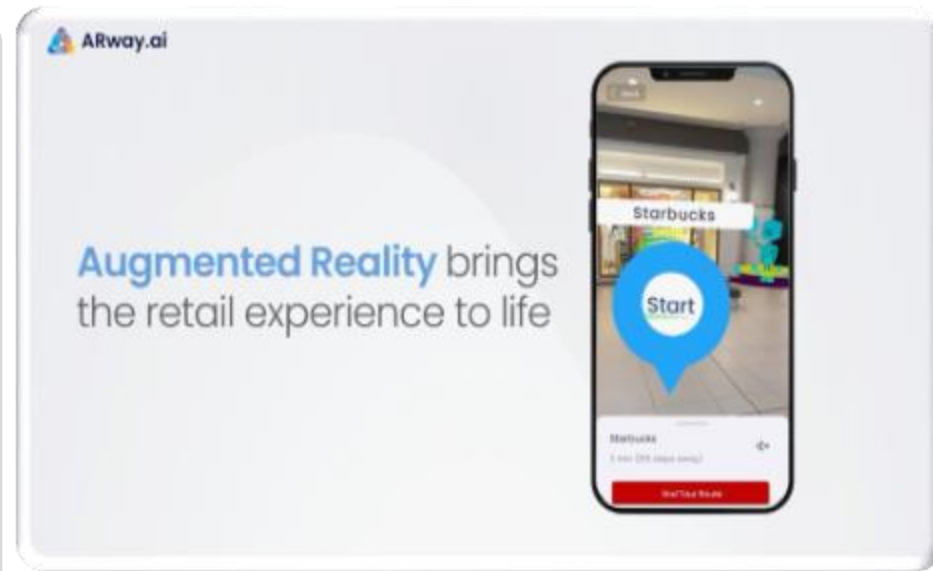

Proprietary no-code spatial computing platform for indoor wayfinding

First Mover in a \$44 Billion Market

- **Competitive Advantages:** First mover platform that is AR capable, no-code, no-beacon, hardware free, and 2 Billion installed user base of smartphones
- **Spun-Out:** Q4/2022 spin-out (CSE: ARWY) (OTC:ARWYF) Nextech is 49% majority shareholder
- **Enterprise Clients & Pilots:** TUI Group, Largest Car Rental Company in South America, Dubai mall, Saudi German Health Group, Restaurants Canada, Encore & more
- **Product Market Fit:** Early market fit with no-code AR wayfinding solution for large, multi-purpose venues (Malls, Events, Airports, Hospitals, Museums, Stadiums +)
- **Demand for AR is driving adoption:** +71% of people experience better navigation with AR.

What's Next: Big name contracts in 2023, Enterprise interest, driving revenue

Growth to Date



[Watch Video](#)





**APPLE
VISION PRO**



*Selected by Apple to
Participate at Vision Pro
Developer Labs*

**MAGIC
LEAP**



**MICROSOFT
HOLOLENS**

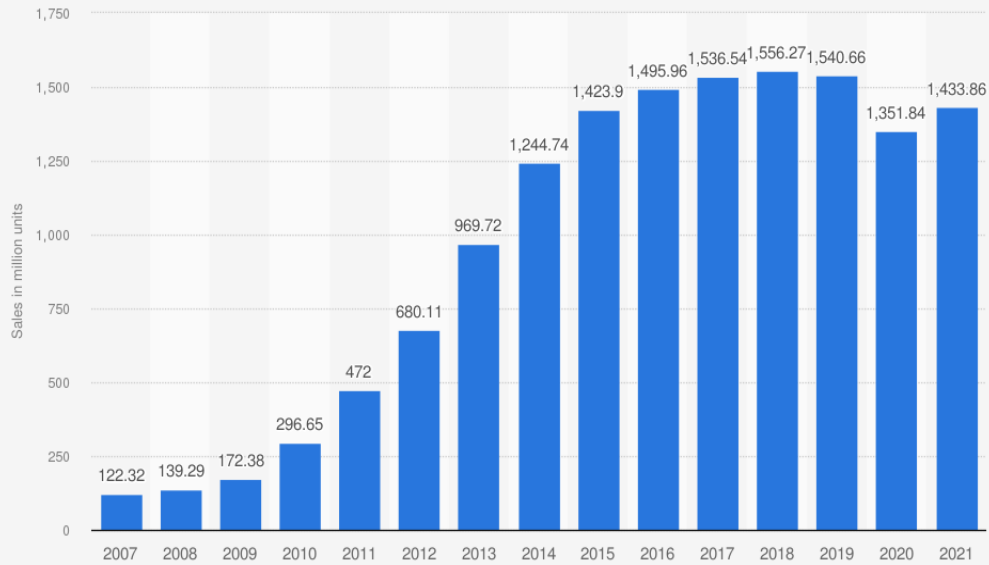


NOW INTEGRATING WITH WORLD'S LEADING AR GLASSES



[▶ Watch Video](#)

Number of Smartphones sold worldwide from 2007 to 2021 (in million units)

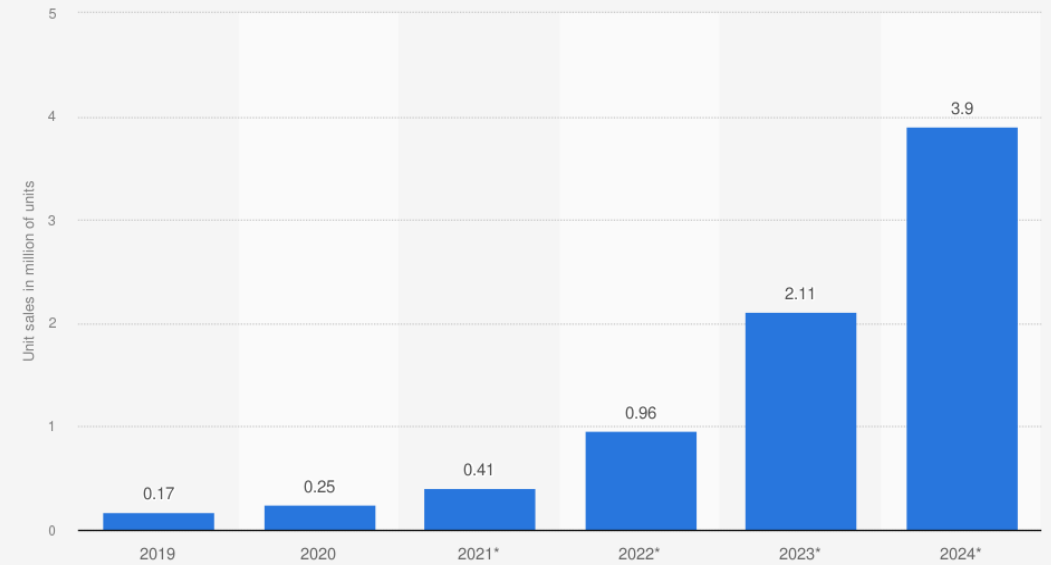


Source
Gartner
© Statista 2023

Additional Information:
Worldwide; Gartner; 2007 to 2021

statista

Number of Augmented Reality (AR) glasses sold worldwide from 2019 to 2024 (in million units)



Sources
ARtillery Intelligence; AR Insider
© Statista 2023

Additional Information:
Worldwide; ARtillery Intelligence; 2019 to 2020

statista

The next multi-decade long growth cycle in technology will be dominated by Smart Glasses

Technical Talent

Super team of individuals who contain deep expertise in each of these technologies



Reza Davariar
COO - Nextech3D.ai/ARway.ai/
Toggle3D.ai
Bank of America



Evan Gappelberg
CEO & Founder
Nextech3D.ai
CEO -ARway.ai
CEO -Toggle3D.ai



Andrew Chan
CPA, CA CFO - Nextech3D.ai/
ARway.ai/Toggle3D.ai
Ernst & Young



Shadnam Khan
ARway.ai
Chief Product Officer,
Deloitte



Nima Sarshar
CTO - Nextech3D.ai/
ARway.ai/Toggle3D.ai
Apple Computer



Hareesh Ach
Head of Product
Operations
MSFT, META



Max Hwang
SVP, Engineering
Nextech3D.ai/Arway.ai
/Toggle3D.ai
IBM



Rob Christie
SR VP, Product
Innovation
MapD



Thank You

Contact

Nextech3D.ai Inc. 2024
Investor.relations@nextechar.com | www.nextechar.com